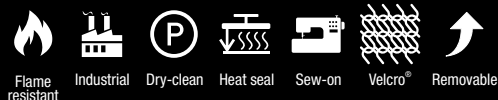


TekSpec®

## Flame Resistant Embroidered Emblems

An embroidered emblem with a blend of protection and personalization.



## PRODUCT DETAILS

### Emblem Dimensions:

- **Minimum** emblem size is **1.0" x 1.75"** (2.5cm x 4.4cm).
- **Maximum** emblem size is **11.5" x 13.25"** (29.2cm x 33.6cm).

### Design Lettering Dimensions:

The text within a design should not be less than 4mm (0.16") in height. Smaller text may need to be altered to embroider slightly larger. For designs requiring a lot of small text, Woven Emblems or printed emblems may be a viable alternative.



### Fabric Type & Colours:

#### Nomex® : 7 colours to choose from.

Choose one color that can be found on the Emblemtek Embroidered Flame Resistant Emblem Fabric and Thread Chart.

### Thread Type & Colours:

Embroidered Flame Resistant Emblems can be produced with either Nomex® flame resistant threads or standard 100% polyester threads.

#### Nomex® Flame Resistant Threads:

##### 24 colours to choose from. Maximum 15 colours per design.

Emblemtek uses Nomex® flame resistant threads to create emblems that are constructed with both FR fabrics and FR threads. Colours can be selected from the Emblemtek Embroidered Flame Resistant Emblem Fabric and Thread Chart.

#### 100% Polyester Threads (not FR):

**100% polyester. 120 colours to choose from. Maximum 15 colours per design.** Emblemtek uses 100% polyester Madeira Polyneon™ thread. Colours can be selected from the Emblemtek Embroidered Emblem Thread Chart.

### Custom Fabrics:


Customers wishing to supply their own fabrics may do so for orders greater than 500 pieces. Extra charges may apply to track, convert, prepare and store these materials. Emblemtek will only use Madeira Polyneon™, Isacord® polyester threads or Nomex® flame resistant threads. A customer service representative will guide you through the evaluation process for custom materials, to determine required specifications and volumes.

### Backing Types:

- 4 options.** FR Hi-melt glue • FR non-woven material (no-glue) • FR rated Velcro® • no backing

### Border / Edge Styles:

**Merrowed border. Nomex® or 100% polyester (not FR).** Embroidered Flame Resistant Emblems are manufactured with Merrowed borders only, a separately stitched over-lock edge. The ability to sew a Merrowed border onto an emblem is directly related to the emblem shape. Odd, intricate shapes may not be suitable for Merrow application. Choose one colour of thread for the Merrowed border from either the [Emblemtek Embroidered Flame Resistant Emblem Fabric and Thread Chart](#) or from the [Emblemtek Embroidered Emblem Thread Chart](#).

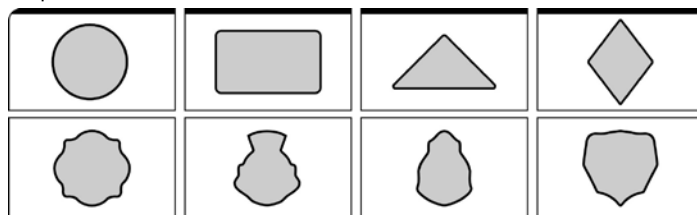


### Merrow Border Limitations:

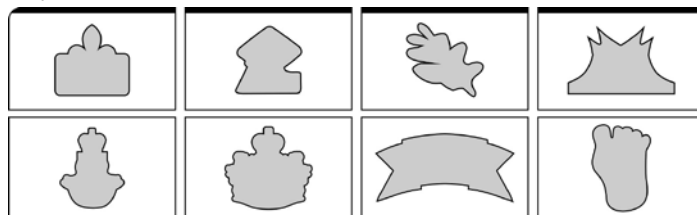
As noted above, Custom Embroidered Emblems are manufactured with merrowed borders. The edges of the emblem are guided through a surging, over-lock sewing machine by hand, and a heavy stitching is applied.

Shapes with edges that are completely open and "exterior" are more easily merrowed. However, odd, intricate shapes with edges that angle back towards the interior of the emblem, generally cannot be merrowed.

Shapes that can be merrowed



Shapes that cannot be merrowed



Images are not to size.

### Design / Emblem Treatment Options:

Emblem treatment options such as **3D-puff** embroidery stitching or **double-sided** emblem are **not** available for Embroidered Flame Resistant Emblems.

### Accessory Attachment Options:

Accessory options, such as button loops, snaps, rings, etc..., are **not** available for Embroidered Flame Resistant Emblems.

## APPLICATION & WASH GUIDELINES

### Application Methods







**Sew-on or heat seal.** The manner in which embroidered emblems can be attached to garments or other textile products relates directly to the type of backing used in the manufacturing process, the size of the emblems and the types of materials that the emblems will be attached to. Almost all emblems can be sewn on, and when it comes to heat seal application, smaller emblems are easier to work with. The chart below outlines the application options relative to backing types.

BACKING TYPE	HEAT SEAL APPLICATION			SEW ON	BY HAND
FR Hi-Melt Glue	385°F - 405°F (196°C - 207°C)	80 PSI (5.5 Bar)	15 - 20 seconds	✓	✗
FR Non-Woven Material (No Glue)		✗		✓	✗
FR rated Velcro®		✗		✗	✓

### Heat Seal Notes & Tips

- Emblems should be heat sealed to the garment using a complete cycle time on both the front side and the back side of the garment and emblem. Emblems with heavier embroidery may require longer heat seal application cycle times beyond the ranges noted above.
- Thicker fabrics may require longer cycle times beyond the ranges noted above.
- Covering the emblem with a sheet of Teflon® or paper towel prior to the heat seal cycle may help to reduce a “crushing” affect, and may help to protect the garment from scorching.
- White materials (knits or blends) may scorch if heat seal temperatures are too high. It is recommended that fabrics be tested first.

### Washing & Drying Guidelines

BACKING TYPE	WASH TYPE	WASH TEMPERATURE		DRY TYPE	
FR Hi-Melt Glue	Industrial	Wash in commercial machine in water not exceeding 176°F (80°C)		Tumble dry at medium heat not exceeding 150°F (65°C)	
FR Non-Woven Material (No Glue)	Industrial (Sew-On Application)	Wash in commercial machine in water not exceeding 200°F (93°C)		Tumble dry at high heat not exceeding 167°F (75°C)	
FR rated Velcro®	Home Care	Wash gently by hand in water not exceeding 86°F (30°C).		NO machine dry	

It is recommended not to expose heat sealed emblems to wash or drying conditions exceeding 200°F (93°C).

Emblems with Velcro® option should be exposed to hand washing only.

### Sunlight / Ultraviolet Light:

Under normal working conditions the colour fastness of the Nomex® flame resistant embroidery threads is quite stable. However, dye colours will fade if exposed to prolonged and stationary periods of direct sunlight. The thread colours will react to the combinations of infrared, visible and ultraviolet light, as well as the radiant heat, generated by the sun.

## ORDERING GUIDELINES

### Artwork & Set-up Fees

**No fees\*.** Emblemtek will provide artwork on new emblem orders for customer Approval prior to production. There are no artwork or set-up fees when existing, electronic or physical designs or samples are provided to Emblemtek. Artwork fees may apply when designs are created from scratch.

### Order Quantities:

**Minimum 25.** The minimum order quantity is 25 pieces.

### Pre-production Samples:

**Available \$.** Electronic (scan) or physical pre-production samples (single unit) are available for approved designs. Samples fees are applicable, relative to design detail and emblem size. See price guide for more information.

### Pricing:

**Charted & quoted.** Charted pricing is available up to a certain size threshold, with larger quantities and larger emblem sizes custom quoted. See price guide for more information.

### Delivery Times:

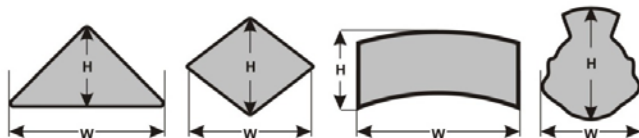
Delivery times are relative to order quantity and availability of fabrics and threads. Emblems greater than 6.00" x 6.00" (15.24cm x 15.24cm) may take longer to manufacture. See price guide for more information.

### Ordering Guidelines:

**Order specifics.** During the design, artwork and ordering processes, there are specific details that we require in order to proceed with your request, such as:

- Emblem Type • Design Colours • Fabric Colour • Thread Type (FR or Non-FR)
- Border Colour • Dimensions • Backing Type • Quantity
- Special Delivery Needs

Emblem sizes are calculated by adding the height (h) and the width (w), then dividing by two. Example 2" (h) + 4" (w) = 6 divided by 2 = 3.



### Accepted Design / Artwork File Types

The chart below lists the various graphic and design file types that Emblemtek will accept for artwork and production purposes. Certain file types are preferred as noted.

#### Graphic File Types:

- CorelDraw ver.13 / ver.X3 (.cdr) *pref*
- Adobe Illustrator ver.CS3 (.ai) *pref*
- Encapsulated PostScript (.eps) *pref*
- Adobe Portable Document File (.pdf) *pref*
- Joint Photographic Experts Group (.jpg) *pref*
- Portable Network Graphics (.png) *pref*
- Adobe Photoshop ver.CS3 (.psd)
- Corel Photo-Paint ver.13 / ver.X3 (.cpt)
- Targa Bitmap (.tga)
- Tagged Image File Format (.tiff)
- Windows Bitmap (.bmp)
- CompuServe Bitmap (.gif)

#### Embroidery File Types:

- Tajima Stitch File (.dst) *pref*
- Wilcom EMB File (.emb) *pref*
- Pulse Embroidery File (.pxf)
- Tajima TBF File (.tbf)
- Barudan Stitch File (.dsb)
- Melco Expanded File (.exp)

For complete product details, please visit  
[www.emblemtek.com/products](http://www.emblemtek.com/products)

**Be identified. Be recognized!**

Emblemtek is pleased to offer you service in English or French, Canada's official languages. **This literature is available in French.**

Emblemtek est fière de vous offrir un service en anglais ou en français, langues officielles du Canada. **Cette documentation est disponible en français.**

The details contained within this document are offered for informational purposes only. Emblemtek declines all responsibility and liability for any errors or omissions that there may be with respect to this information. These details are subject to change without notice. All logo designs herein are registered by their respective companies. It is the responsibility of the purchaser to be aware of Emblemtek's policies in full.

800-267-9385

emblemtek.com

info@emblemtek.com



Nomex® is a registered trademark of E.I. duPont de Nemours Company  
 Isacord® is a registered trademark of Ackermann, a division of the Amann Group.  
 Madeira Polyneon™ is a trademark of Madeira KG.  
 Teflon® is a registered trademark of E. I. du Pont de Nemours  
 Velcro® is a registered trademark of Velcro Industries B.V.  
 TekSpec® is a registered trademark of Emblemtek Solutions Group Inc.  
 © copyright 2018, Emblemtek Solutions Group Inc.

