

TekSpec®

Woven Labels

Brand and textile identification



PRODUCT DETAILS


Label Dimensions:

- **Minimum** label size is **0.4" x 0.4"** (1.0cm x 1.0cm).
- **Minimum** fold size is **0.7cm**.
- **Maximum** label size is **7.67" x 7.67"** (19.5cm x 19.5cm).

Note: larger labels are folded by hand, not machine folded.

Design Lettering Dimensions:

The text within a design should not be less than 2mm (0.08") in height. Smaller text may need to be altered.



Thread Type & Colours:

100% polyester. 11 colours per design maximum.

Woven Labels are made with 100% polyester threads. Choose up to a maximum of 11 thread colours, which can be referenced from the Pantone® matching system. Since Woven Labels are 100% woven, design background colours should be included in the number of colours chosen. Extra charges are applicable when using metallic threads. Glow-in-the-dark threads are not available for this product.

Border / Edge Styles:

No border. Woven Labels are manufactured with no border.

Backing Types:

2 options. No-backing (N/A) • low-melt glue

Labels are usually applied to garments and textiles using hand operated or automatic sewing machines, and labels can also be applied using heat seal equipment if finished with a heat seal backing.

Design / Label Treatment Options:

Double-sided, puff and **zipper-pull** formats can also be produced.

For an alternative to **Woven Labels** with other backing and border options, please check our **Woven Label Emblems**. They are manufactured with a choice of low-melt glue, pressure sensitive glue, Velcro® or non-woven backings, allowing for heat seal, stick-on or sew-on applications. The labels can be cut into basic or intricate shapes, and can be trimmed with or without Merrowed borders. Woven Label Emblems can also be produced in a double-sided format, and can be equipped with accessory features such as grommets and key-rings. The labels are industrial and commercial launderable relative to backing type and application method. Separate TekSpec® sheet is available [here](#).

Woven Labels Folding Styles/Options:

Woven Labels can be configured with different folding types.

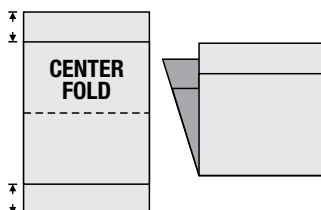
Straight cut - No Fold

The most commonly ordered label. These labels are usually sewn onto a garment, on any combination of sides, or all four. With the glue backing option, these labels can be also heat sealed onto the garments.



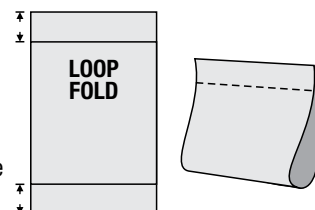
Center Fold

These woven labels are creased in the center, which helps the label lie flat and simple care and content information can be included on the back. Top and bottom (or left and right) ends of label are joined and sewn into the a seam of the garment.



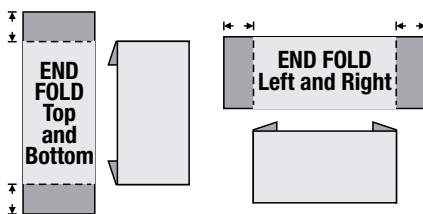
Loop Fold

Loop labels do not have a firm center crease so the design of the loop fold label will be more three-dimensional. The sewing method is the same as the center fold label.



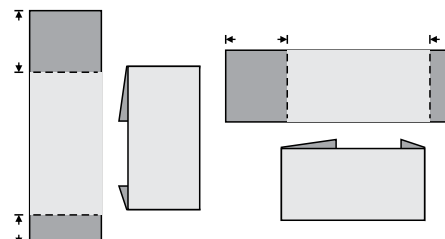
End Fold

Space is left on the sides of the label. The label is then folded at each end, and the folded portions are sewn into the garment.



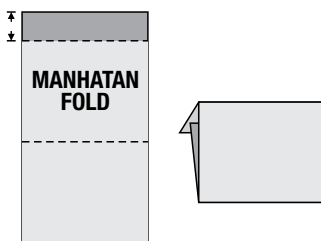
Asymmetrical End Fold

Similar to End Fold, space is left on the sides of the label, but they have different lengths. The label is then folded at each end, and the folded portions are sewn into the garment.



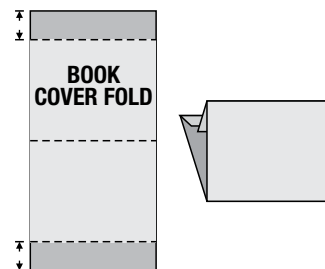
Manhattan Fold

Similar to center fold, except the top is folded down, creating a flap to tuck the bottom fold into.



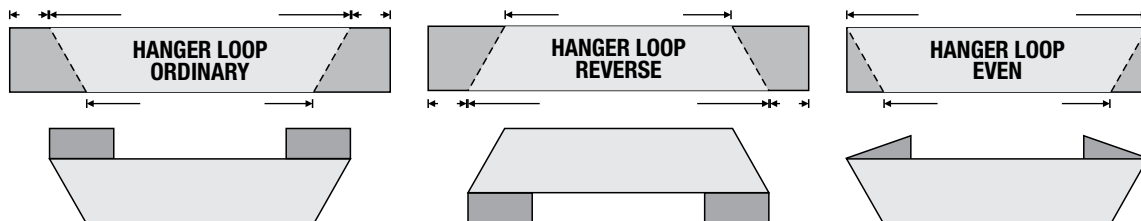
Book Fold

Similar to Manhattan fold, except the top is folded down on both ends.



Mitre Fold

The ends of a mitre fold label are folded behind and up/down creating a tab that is sewn into the garment.



APPLICATION & WASH GUIDELINES

Application Methods





Sew-on or heat seal. The manner in which woven labels can be attached to garments or other textile products relates directly to the type of backing used in the manufacturing process, the size of the labels and the types of materials that the labels will be attached to. Almost all labels can be sewn on, and when it comes to heat seal application, smaller labels are easier to work with. The chart below outlines the application options relative to backing types.

BACKING TYPE	HEAT SEAL APPLICATION			SEW ON	BY HAND
	TEMPERATURE	PRESSURE	TIME		
No-Backing (N/A)				✓	✗
Low-Melt Glue	212°F - 248°F (100°C - 120°C)	100-142 PSI (7-10 Bar)	5 - 25 seconds	✓	✗

Heat Seal Notes & Tips for Labels with glue backing

- Labels with glue backing should be heat sealed to the garment using a complete cycle time on both the front side and the back side of the garment and label. Larger labels may require longer heat seal application cycle times beyond the ranges noted above.
- Thicker fabrics may require longer cycle times beyond the ranges noted above.
- Covering the label with a sheet of Teflon® or paper towel prior to the heat seal cycle may help protecting the garment from scorching.
- White materials (knits or blends) may scorch if heat seal temperatures are too high. Pique knit and fleece materials may be sensitive to heat and pressure, with the possibility of being crushed.
- Rib-knit and stretch fabrics may pucker or distort when labels are heat sealed to them. For items such as toques and scarves, it is recommended to have labels sewn on rather than heat sealed.
- Terry knit materials such as towels and bathrobes may not provide a smooth enough surface for proper heat seal application. It is recommended that labels be sewn on to these types of products.
- Treated fabrics finished with coatings, sizing or repellants may not allow for proper heat seal bonding.
- Items made with leather, suede, nylon, synthetics, nylon-shell, interlinings, rubberized coatings and reflective fabrics, such as jackets and luggage, may react poorly to heat seal temperatures. **It is recommended that these fabrics be tested first, with possible heat seal time and temperature adjustments.** In many cases, it may be better to have labels sewn on to these materials.
- Caps can sometimes be difficult to work with for heat seal applications. To achieve a higher potential for heat seal application success on caps, it is recommended that labels not be greater than 2-1/4" in height and 4" in width.
- **It is recommended that the fabrics/garments be tested first, for optimal heat seal time and temperature adjustments.** Higher temperatures may cause the glue to bleed through the threads.

Washing & Drying Guidelines

BACKING TYPE	WASH TYPE	WASH TEMPERATURE	DRY TYPE
No-Backing (N/A)	Industrial (Sew-On Application)	Wash in commercial machine in water not exceeding 200°F (93°C) 	Tumble dry at high heat not exceeding 167°F (75°C) 
Low-Melt Glue	Commercial	Wash in domestic or commercial machine in water not exceeding 140°F (60°C) 	Tumble dry at low heat not exceeding 130°F (55°C) 

It is recommended not to expose heat sealed labels to wash or drying conditions exceeding **200°F (93°C)**. Labels with accessory attachment options should be exposed to hand washing only.

ORDERING GUIDELINES

Artwork & Set-up Fees:

No fees*. Emblemtek will provide artwork on new label orders for customer Approval prior to production. There are no artwork or set-up fees when existing, electronic or physical designs or samples are provided to Emblemtek. Artwork fees may apply when designs are created from scratch.

Order Quantities:

Minimum 100. The minimum order quantity is 100 pieces.

Pre-production Samples:

Available \$. Electronic (scan) or physical pre-production samples (single unit) are available for approved designs. Samples fees are applicable, relative to design detail and label size. See price guide for more information.

Pricing:

Charted & quoted. Charted pricing is available up to a certain size threshold, with larger quantities and larger label sizes custom quoted. See price guide for more information.

Delivery Times:

Delivery times are relative to order quantity. Labels greater than 6.00" x 6.00" (15.24cm x 15.24cm) may take longer to manufacture. See price guide for more information.

Ordering Guidelines:

Order specifics. During the design, artwork and ordering processes, there are specific details that we require in order to proceed with your request, such as:

Label folding option/type • Backing option • Design Colours • Dimensions • Quantity • Special Delivery Needs

Accepted Design / Artwork File Types:

The chart below lists the various graphic and design file types that Emblemtek will accept for artwork and production purposes. Certain file types are preferred as noted.

Graphic File Types:

- CorelDraw ver.13 / ver.X3 (.cdr) *pref*
- Adobe Illustrator ver.CS3 (.ai) *pref*
- Encapsulated PostScript (.eps) *pref*
- Adobe Portable Document File (.pdf) *pref*
- Joint Photographic Experts Group (.jpg) *pref*
- Portable Network Graphics (.png) *pref*
- Adobe Photoshop ver.CS3 (.psd)
- Corel Photo-Paint ver.13 / ver.X3 (.cpt)
- Targa Bitmap (.tga)
- Tagged Image File Format (.tiff)
- Windows Bitmap (.bmp)
- CompuServe Bitmap (.gif)

Embroidery File Types:

- Tajima Stitch File (.dst)
- Wilcom EMB File (.emb)
- Pulse Embroidery File (.pxf)
- Tajima TBF File (.tbf)
- Barudan Stitch File (.dsb)
- Melco Expanded File (.exp)

For complete product details, please visit
www.emblemtek.com/products

Be identified. Be recognized!

Emblemtek is pleased to offer you service in English or French, Canada's official languages. **This literature is available in French.**
 Emblemtek est fière de vous offrir un service en anglais ou en français, langues officielles du Canada. *Cette documentation est disponible en français.*

The details contained within this document are offered for informational purposes only. Emblemtek declines all responsibility and liability for any errors or omissions that there may be with respect to this information. These details are subject to change without notice. All logo designs herein are registered by their respective companies. It is the responsibility of the purchaser to be aware of Emblemtek's policies in full.

800-267-9385

emblemtek.com

info@emblemtek.com



TekSpec® is a registered trademark of Emblemtek Solutions Group Inc.

© copyright 2021, Emblemtek Solutions Group Inc.

