

TekSpec®

SubliPrint™ Emblems

Rugged and vibrant, sublimation printed twill emblems.



Industrial



Heat seal



Sew-on



Velcro®



Four-colour process



Removable



 **emblemtek**

PRODUCT DETAILS

Emblem Dimensions:

- **Minimum** emblem size is **1.0" x 1.75"** (2.5cm x 4.4cm).
- **Maximum** emblem size is **8.0" x 10.5"** (20.3cm x 26.6cm).

Design Lettering Dimensions:

The text within a design should not be less than 2mm in height (9pt font size). Smaller text may need to be altered.



Fabric Type:

White 100% polyester PennBrite™

The fabric content is 100% polyester twill, constructed specifically for sublimation printing purposes.

Design & Background Colours:

SubliPrint™ Emblem designs are printed on white 100% polyester twill material using specially formulated sublimation inks. Emblemtek has created a standard colour chart of 118 colours, which have been carefully programmed to match the threads used for merrow borders. These colours can be referenced on the Emblemtek SubliPrint™ Colour Chart. SubliPrint™ Emblems can be produced with an unlimited number of colours, either charted, custom or photo-realistic.

Custom Design Colours:


Customers wishing to use custom colors not available on Emblemtek SubliPrint™ Colour Chart may do so for orders greater than 500 pieces. Colours can be referenced from the Pantone® colour matching system, which will be closely matched within the constraints of the sublimation process. Extra charges may apply to convert and prepare the design for production. Pre-production samples are available when custom colours are used, and require customer's approval.

Backing Types:

2 options. Hi-melt glue • Velcro®


Border / Edge Styles:

4 options: Solid printed border • simulated merrow printed border • fabric edge (no border) • merrow border



Design Effects:

Alternatively, as part of the actual design, SubliPrint™ Emblems can be produced with superimposed logo **watermark** in an offsetting colour shade or pattern background. Wearer name inserts can also be incorporated into the designs with print-time text, and QR codes can also be reproduced.



Merrow Border Thread Type & Colours:

100% polyester. 120+ colours to choose from.

For merrow borders, Emblemtek uses 100% polyester Madeira Polyneon™ thread. Choose one colour of thread for the merrowed border from the Emblemtek Embroidered Emblem Thread Chart. Extra charges are applicable when using metallic thread. Glow-in-the-dark threads are **not available**.

Shapes that can be merrowed



Accessory Attachment Options:

Accessory options, such as button loops, snaps, rings, etc..., are **not available** for this type of emblem.

APPLICATION & WASH GUIDELINES

Application Methods






Sew-on or heat seal. The manner in which emblems can be attached to garments or other textile products relates directly to the type of backing used in the manufacturing process, the size of the emblems and the types of materials that the emblems will be attached to. Almost all emblems can be sewn on, and when it comes to heat seal application, smaller emblems are easier to work with. The chart below outlines the application options relative to backing types.

BACKING TYPE	HEAT SEAL APPLICATION			SEW ON	BY HAND
Hi-Melt Glue	385°F - 405°F (196°C - 207°C)	80 PSI (5.5 Bar)	15 - 20 seconds	✓	✗
Velcro®		✗		✗	✓

Heat Seal Notes & Tips

- Emblems should be heat sealed to the garment using a complete cycle time on both the front side and the back side of the garment and emblem. Emblems with heavier embroidery may require longer heat seal application cycle times beyond the ranges noted above.
- Thicker fabrics may require longer cycle times beyond the ranges noted above.
- Covering the emblem with a sheet of Teflon® or paper towel prior to the heat seal cycle may help to reduce a “crushing” affect, and may help to protect the garment from scorching.
- White materials (knits or blends) may scorch if heat seal temperatures are too high. It is recommended that fabrics be tested first.
- Pique knit and fleece materials may be sensitive to heat and pressure, with the possibility of being crushed.
- Rib-knit and stretch fabrics may pucker or distort when emblems are heat sealed to them. It is recommended that these fabrics be tested first. For items such as toques and scarves, it is recommended to have emblems sewn on rather than heat sealed.
- Terry knit materials such as towels and bathrobes may not provide a smooth enough surface for proper heat seal application. It is recommended that emblems be sewn on to these types of products.
- Treated fabrics finished with coatings, sizing or repellants may not allow for proper heat seal bonding.
- Items made with leather, suede, nylon, synthetics, nylon-shell, interlinings, rubberized coatings and reflective fabrics, such as jackets and luggage, may react poorly to heat seal temperatures depending on thickness, weave, texture and weight. It is recommended that these fabrics be tested first, with possible heat seal time and temperature adjustments. In many cases, it may be better to have emblems sewn on to these materials.
- Caps can sometimes be difficult to work with for heat seal applications. To achieve a higher potential for heat seal application success on caps, it is recommended that emblems not be greater than 2-1/4” in height and 4” in width.

Washing & Drying Guidelines

BACKING TYPE	WASH TYPE	WASH TEMPERATURE	DRY TYPE	DRY-CLEAN
Hi-Melt Glue	Industrial	Wash in commercial machine in water not exceeding 176°F (80°C) 	Tumble dry at medium heat not exceeding 150°F (65°C) 	
Velcro®	Home Care	Wash gently by hand in water not exceeding 86°F (30°C) . 	NO machine dry 	Drycleaning is not recommended for this type of emblem.

It is recommended not to expose heat sealed emblems to wash or drying conditions exceeding **200°F (93°C)**. Emblems with Velcro® option should be exposed to hand washing only.

ORDERING GUIDELINES

Artwork & Set-up Fees:

No fees*. Emblemtek will provide artwork on new emblem orders for customer Approval prior to production. There are no artwork or set-up fees when existing, electronic or physical designs or samples are provided to Emblemtek. Artwork fees may apply when designs are created from scratch.

Order Quantities:

Minimum 10. The minimum order quantity is 10 pieces.

Pre-production Samples:

Available \$. Electronic (scan) or physical pre-production samples (single unit) are available for approved designs. Samples fees are applicable, relative to design detail and emblem size. See price guide for more information.

Pricing:

Charted & quoted. Charted pricing is available up to a certain size threshold, with larger quantities and larger emblem sizes custom quoted. See price guide for more information.

Delivery Times:

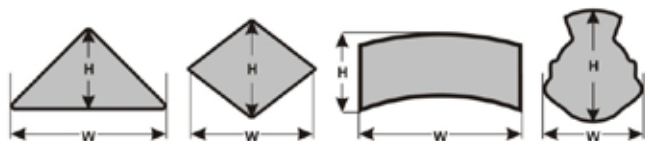
Delivery times are relative to order quantity and emblem dimensions. See price guide for more information.

Ordering Guidelines:

Order specifics. During the design, artwork and ordering processes, there are specific details that we require in order to proceed with your request, such as:

Emblem Type • Design Colours • Border Colour • Dimensions • Quantity • Special Delivery Needs

Emblem sizes are calculated by adding the height (h) and the width (w), then dividing by two. Example 2" (h) + 4" (w) = 6 divided by 2 = 3.



Accepted Design / Artwork File Types:

The chart below lists the various graphic and design file types that Emblemtek will accept for artwork and production purposes. Certain file types are preferred as noted.

Graphic File Types:

- CorelDraw ver.13 / ver.X3 (.cdr) *pref*
- Adobe Illustrator ver.CS3 (.ai) *pref*
- Encapsulated PostScript (.eps) *pref*
- Adobe Portable Document File (.pdf) *pref*
- Joint Photographic Experts Group (.jpg) *pref*
- Portable Network Graphics (.png) *pref*
- Adobe Photoshop ver.CS3 (.psd)
- Corel Photo-Paint ver.13 / ver.X3 (.cpt)
- Targa Bitmap (.tga)
- Tagged Image File Format (.tiff)
- Windows Bitmap (.bmp)
- CompuServe Bitmap (.gif)



To request a quote,
please visit
emblemtek.com/quote



To request literature and samples,
please visit
emblemtek.com/samples

For complete product details, please visit
emblemtek.com/subliprint

Be identified. Be recognized!

Emblemtek is pleased to offer you service in English or French, Canada's official languages. **This literature is available in French.**
Emblemtek est fière de vous offrir un service en anglais ou en français, langues officielles du Canada. Cette documentation est disponible en français.

The details contained within this document are offered for informational purposes only. Emblemtek declines all responsibility and liability for any errors or omissions that there may be with respect to this information. These details are subject to change without notice. All logo designs herein are registered by their respective companies. It is the responsibility of the purchaser to be aware of Emblemtek's policies in full.

T 800 267 9385
F 888 267 7785
info@emblemtek.com

Madeira Polyneon™ is a trademark of Madeira KG.
Teflon® is a registered trademark of E. I. du Pont de Nemours
Pantone® is a registered trademark of Pantone Inc.
SubliPrint™ and TekSpec® are trademarks and registered trademarks of Emblemtek Solutions Group Inc.



© copyright 2022, Emblemtek Solutions Group Inc.