

SimBroidery® Emblems

TekSpec®
Product technical details



PRODUCT DETAILS

Emblem Dimensions

- **Minimum** emblem size is **0.5" x 0.5"** (1.3cm x 1.3cm).
- **Maximum** emblem size is **13.0" x 17.5"** (33.0cm x 44.5cm).

Design Lettering Dimensions

Embroidered text within a design should not be less than 4mm (0.16") in height. Any lettering that is to be cut-out should not be less than 6mm (0.24") in height. Some smaller text or detail font styles may need to be altered in order to be embroidered or cut properly. For designs requiring a lot of small text, Woven Emblems or printed emblems may be a viable alternative.



Fabric Type & Colours

100% polyester twill. 45+ colours to choose from.

The fabric content is 100% polyester twill, constructed for embroidery processes. Choose from over 45 standard colours, which can be found on the [Emblemtek Embroidered Emblem Fabric Chart](#). GloDark and HiVis emblems are also made with 100% polyester materials.

Thread Type & Colours



100% polyester. 120+ colours to choose from. 15 colours per design maximum. Emblemtek uses 100% polyester Madeira Polyneon™ thread. Choose from over 120 standard colours, which can be found on the [Emblemtek Embroidered Emblem Thread Chart](#). A maximum of 15 thread colours can be chosen per design. Extra charges are applicable when using metallic or glow-in-the-dark threads.

Backing Types

2 options. Hi-melt glue • low-melt glue

Border / Edge Styles

3 styles. SimBroidery® Emblems are characterized by the intricate cutting details both around and inside the design. When cut to shape and heat sealed to garments, the fully embroidered designs with interior cuts can take on the appearance of simulated direct embroidery. SimBroidery® Emblems may be heat-cut or laser-cut. Emblems can be finished with a **stitched edge, no border** or **fabric edge**.



Design / Emblem Treatment Options

Emblem treatment options such as **3D-puff** embroidery stitching or **double-sided** emblem are **not** available for SimBroidery® Emblems.

Accessory Attachment Options

Accessory options, such as button loops, snaps, rings, etc..., are **not** available for SimBroidery® Emblems.

APPLICATION & WASH GUIDELINES

Application Methods

Heat seal. Due to the intricate shapes of many SimBroidery® emblems, and the concept of simulating direct embroidery, it is highly recommended that these emblems be heat seal applied. It may be possible to sew on certain emblems if the sizes and details allow for easy manipulation, however heat seal application is still the preferred method.





The manner in which embroidered emblems can be attached to garments or other textile products relates directly to the type of backing used in the manufacturing process, the size of the emblems and the types of materials that the emblems will be attached to. The chart below outlines the application options relative to backing types.

	HEAT SEAL APPLICATION			SEW ON	BY HAND
Hi-Melt Glue	385°F - 405°F (196°C - 207°C)	80 PSI (5.5 Bar)	15 - 20 seconds	✓	✗
Low-Melt Glue	365°F - 385°F (185°C - 196°C)	80 PSI (5.5 Bar)	15 - 20 seconds	✓	✗

Heat Seal Notes & Tips

- Emblems should be heat sealed to the garment using a complete cycle time on both the front side and the back side of the garment and emblem. Emblems with heavier embroidery may require longer heat seal application cycle times beyond the ranges noted above.
- Thicker fabrics may require longer cycle times beyond the ranges noted above.
- Covering the emblem with a sheet of Teflon® or paper towel prior to the heat seal cycle may help to reduce a “crushing” affect, and may help to protect the garment from scorching.
- White materials (knits or blends) may scorch if heat seal temperatures are too high. It is recommended that fabrics be tested first.
- Pique knit and fleece materials may be sensitive to heat and pressure, with the possibility of being crushed.
- Rib-knit and stretch fabrics may pucker or distort when emblems are heat sealed to them. It is recommended that these fabrics be tested first. For items such as toques and scarves, it is recommended to have emblems sewn on rather than heat sealed.
- Terry knit materials such as towels and bathrobes may not provide a smooth enough surface for proper heat seal application. It is recommended that emblems be sewn on to these types of products.
- Treated fabrics finished with coatings, sizing or repellants may not allow for proper heat seal bonding.
- Items made with leather, suede, nylon, synthetics, nylon-shell, interlinings, rubberized coatings and reflective fabrics, such as jackets and luggage, may react poorly to heat seal temperatures depending on thickness, weave, texture and weight. It is recommended that these fabrics be tested first, with possible heat seal time and temperature adjustments. In many cases, it may be better to have emblems sewn on to these materials.
- Caps can sometimes be difficult to work with for heat seal applications. To achieve a higher potential for heat seal application success on caps, it is recommended that emblems not be greater than 2-1/4” in height and 4” in width.

Washing & Drying Guidelines

	WASH TYPE	WASH TEMPERATURE		DRY TYPE	
Hi-Melt Glue	Industrial	Wash in commercial machine in water not exceeding 176°F (80°C)		Tumble dry at medium heat not exceeding 150°F (65°C)	
Low-Melt Glue	Commercial	Wash in domestic or commercial machine in water not exceeding 140°F (60°C)		Tumble dry at low heat not exceeding 130°F (55°C)	

It is recommended not to expose heat sealed emblems to wash or drying conditions exceeding 200°F (93°C).

ORDERING GUIDELINES

Artwork & Set-up Fees

No fees*. Emblemtek will provide artwork on new emblem orders for customer Approval prior to production. There are no artwork or set-up fees when existing, electronic or physical designs or samples are provided to Emblemtek. Artwork fees may apply when designs are created from scratch.

Order Quantities

Minimum 100. The minimum order quantity is 100 pieces.

Pre-production Samples

Available \$. Electronic (scan) or physical pre-production samples (single unit) are available for approved designs. Samples fees are applicable, relative to design detail and emblem size. See price guide for more information.

Pricing

Quoted. Prices are quoted.

Delivery Times

Delivery times are relative to order quantity and accessory options if chosen. Emblems greater than 6.00" x 6.00" (15.24cm x 15.24cm) may take longer to manufacture. See price guide for more information.

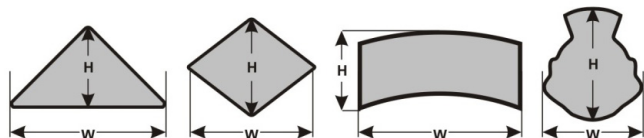
Ordering Guidelines

Order specifics. During the design, artwork and ordering processes, there are specific details that we require in order to proceed with your request, such as:

Emblem Type • Design Colours • Fabric Colour • Dimensions • Backing Type
• Edge Style • Quantity • Special Delivery Needs

Emblem sizes are calculated by adding the height (h) and the width (w), then dividing by two. Example 2" (h) + 4" (w) = 6 divided by 2 = 3.

Accepted Design / Artwork File Types



The chart below lists the various graphic and design file types that Emblemtek will accept for artwork and production purposes. Certain file types are preferred as noted.

Graphic File Types:

- CorelDraw ver.13 / ver.X3 (.cdr) *pref*
- Adobe Illustrator ver.CS3 (.ai) *pref*
- Encapsulated PostScript (.eps) *pref*
- Adobe Portable Document File (.pdf) *pref*
- Joint Photographic Experts Group (.jpg) *pref*
- Portable Network Graphics (.png) *pref*
- Adobe Photoshop ver.CS3 (.psd)
- Corel Photo-Paint ver.13 / ver.X3 (.cpt)
- Targa Bitmap (.tga)
- Tagged Image File Format (.tiff)
- Windows Bitmap (.bmp)
- CompuServe Bitmap (.gif)

Embroidery File Types:

- Tajima Stitch File (.dst) *pref*
- Wilcom EMB File (.emb) *pref*
- Pulse Embroidery File (.pxf)
- Tajima TBF File (.tbf)
- Barudan Stitch File (.dsb)
- Melco Expanded File (.exp)



To request a quote,
please visit
emblemtek.com/quote



To request literature and samples,
please visit
emblemtek.com/samples



tel: 800 267 9385
info@emblemtek.com

For complete product details, please visit
emblemtek.com/tekspec/

Be identified. Be recognized!

Emblemtek is pleased to offer you service in English or French, Canada's official languages. This literature is available in French.
Emblemtek est fière de vous offrir un service en anglais ou en français, langues officielles du Canada. Cette documentation est disponible en français.

It is the responsibility of the purchaser to be aware of Emblemtek's policies in full. All logo designs herein are registered by their respective companies. The details within this document are offered for informational purposes only, and are subject to change without notice. Emblemtek declines all responsibility and liability for any errors or omissions that may exist.

IMadeira Polyneon™ is a trademark of Madeira KG.
Teflon® is a registered trademark of E. I. du Pont de Nemours
SimBroidery® and TekSpec® are registered trademarks of Emblemtek Solutions Group Inc.

Copyright © 2023 Emblemtek Solutions Group Inc. rev. 2023-02

