

ExtremeBlanks®

TekSpec®

Product technical details



Industrial



Dry-clean



Heat seal



Sew-on



Removable



BLOCK
font



Script
font



emblemtek®

PRODUCT DETAILS

Blank Dimensions:

See price guide for a list of standard, common and custom blank sizes.

- **Minimum** blank size is **1.0" x 2.25"** (2.5cm x 5.7cm)
- **Maximum** blank size is **12.0" x 16.0"** (30.5 cm x 40.6 cm)

Thread Type & Colours:

100% polyester. 120+ colours to choose from.

Emblemtex uses 100% polyester Madeira Polyneon™ thread to produce merrow borders on blanks. Choose one colour of thread for the merrowed border from over 120 standard colours, which can be found on the Emblemtex Embroidered Emblem Thread Chart. Extra charges are applicable when using metallic or glow-in-the-dark threads.

Custom Fabrics:

ExtremeBlanks® are made with customer supplied materials for orders greater than 500 pieces. Extra charges may apply to track, convert, prepare and store these materials. Fabric must be at least 15" in width and preferably supplied in roll form. A customer service representative will guide you through the evaluation process for custom materials, to determine required specifications and volumes relative to emblem size and order quantity.



Border / Edge Styles:

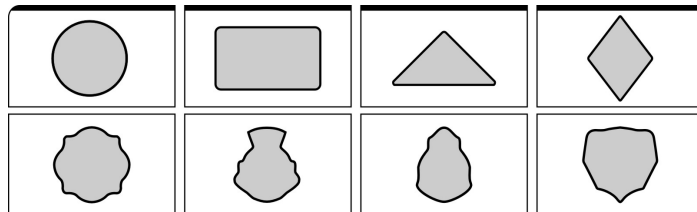
Merrowed border. Standard and common size Embroidered ExtremeBlanks® are manufactured with merrowed borders, a separately stitched over-lock edge. Custom size blanks can be manufactured with or without merrowed borders, depending on the shape.



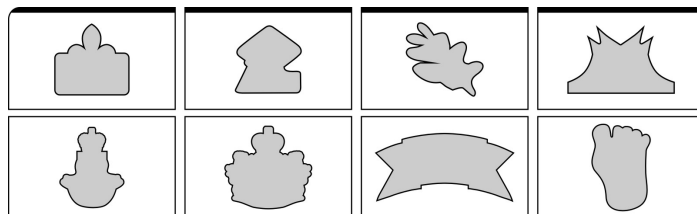
Merrow Border Limitations:

The ability to sew a merrowed border onto an emblem is directly related to the emblem shape. Odd, intricate shapes may not be suitable for merrow application.

Shapes that can be merrowed



Shapes that cannot be merrowed



Images are not to size.

Backing Types:

3 options. Hi-melt glue • low-melt glue • non-woven material (no-glue)
Velcro®, pressure sensitive "stick-on" and soft magnet backings are **not available** for ExtremeBlanks®.

APPLICATION & WASH GUIDELINES

Application Methods

Sew-on or heat seal. The manner in which embroidered emblems can be attached to garments or other textile products relates directly to the type of backing used in the manufacturing process, the size of the emblems and the types of materials that the emblems will be attached to. Almost all emblems can be sewn on, and when it comes to heat seal application, smaller emblems are easier to work with. The chart below outlines the application options relative to backing types.

BACKING TYPE	HEAT SEAL APPLICATION			SEW ON	BY HAND
Hi-Melt Glue	385°F - 405°F (196°C - 207°C)	80 PSI (5.5 Bar)	15 - 20 seconds	✓	✗
Low-Melt Glue	365°F - 385°F (185°C - 196°C)	80 PSI (5.5 Bar)	15 - 20 seconds	✓	✗
Non-Woven Material (No Glue)		✗		✓	✗

Heat Seal Notes & Tips

- Emblems should be heat sealed to the garment using a complete cycle time on both the front side and the back side of the garment and emblem. Emblems with heavier embroidery may require longer heat seal application cycle times beyond the ranges noted above.
- Thicker fabrics may require longer cycle times beyond the ranges noted above.
- Covering the emblem with a sheet of Teflon® or paper towel prior to the heat seal cycle may help to reduce a “crushing” affect, and may help to protect the garment from scorching.
- White materials (knits or blends) may scorch if heat seal temperatures are too high. It is recommended that fabrics be tested first.
- Pique knit and fleece materials may be sensitive to heat and pressure, with the possibility of being crushed.
- Rib-knit and stretch fabrics may pucker or distort when emblems are heat sealed to them. It is recommended that these fabrics be tested first. For items such as toques and scarves, it is recommended to have emblems sewn on rather than heat sealed.
- Terry knit materials such as towels and bathrobes may not provide a smooth enough surface for proper heat seal application. It is recommended that emblems be sewn on to these types of products.
- Treated fabrics finished with coatings, sizing or repellants may not allow for proper heat seal bonding.
- Items made with leather, suede, nylon, synthetics, nylon-shell, interlinings, rubberized coatings and reflective fabrics, such as jackets and luggage, may react poorly to heat seal temperatures depending on thickness, weave, texture and weight. It is recommended that these fabrics be tested first, with possible heat seal time and temperature adjustments. In many cases, it may be better to have emblems sewn on to these materials.
- Caps can sometimes be difficult to work with for heat seal applications. To achieve a higher potential for heat seal application success on caps, it is recommended that emblems not be greater than 2-1/4” in height and 4” in width.

Washing & Drying Guidelines

BACKING TYPE	WASH TYPE	WASH TEMPERATURE	DRY TYPE
Hi-Melt Glue	Industrial	Wash in commercial machine in water not exceeding 176°F (80°C)	Tumble dry at medium heat not exceeding 150°F (65°C)
Low-Melt Glue	Commercial	Wash in domestic or commercial machine in water not exceeding 140°F (60°C)	Tumble dry at low heat not exceeding 130°F (55°C)
Non-Woven Material (No Glue)	Industrial (Sew-On Application)	Wash in commercial machine in water not exceeding 200°F (93°C)	Tumble dry at high heat not exceeding 167°F (75°C)

It is recommended not to expose heat sealed emblems to wash or drying conditions exceeding **200°F (93°C)**.

ORDERING GUIDELINES

Artwork & Set-up Fees:

No fees*. Artwork is not required for standard and common blank sizes and shapes (see price guide). Emblemtek will provide artwork on new custom blank orders for customer Approval prior to production. There are no artwork or set-up fees.

Order Quantities:

Minimum 500. The minimum order quantity is 500. Stock and hold programs and agreements are available.

Pre-production Samples:

Available \$. Electronic (scan) or physical pre-production samples (single unit) are available for standard, common blank sizes and approved custom sizes. Samples fees are applicable, relative to blank size and custom design. See price guide for more information.

Pricing:

ExtremeBlanks® are custom quoted based on size, shape, order quantity and complexities. A customer service representative will guide you through the evaluation process for custom materials, to determine required specifications and volumes. Extra charges may apply to track, convert, prepare and store these materials.

Delivery Times:

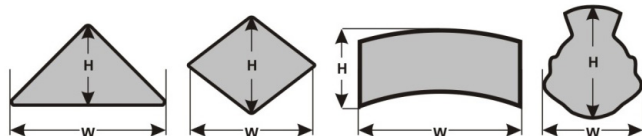
Delivery times are relative to blank size, order quantity and the use of special materials. See price guide for more information. Stock and hold programs and agreements are available.

Ordering Guidelines:

Order specifics. During the design, artwork and ordering processes, there are specific details that we require in order to proceed with your request, such as:

Fabric Colour • Border Colour • Dimensions • Backing Type • Quantity • Special Delivery Needs

Blank sizes are based on the maximum height and maximum width of the blank area.



Accepted Design / Artwork File Types:

The chart below lists the various graphic and design file types that Emblemtek will accept for artwork and production purposes. Certain file types are preferred as noted.

Graphic File Types:

- CorelDraw ver.13 / ver.X3 (.cdr) *pref*
- Adobe Illustrator ver.CS3 (.ai) *pref*
- Encapsulated PostScript (.eps) *pref*
- Adobe Portable Document File (.pdf) *pref*
- Joint Photographic Experts Group (.jpg) *pref*
- Portable Network Graphics (.png) *pref*
- Adobe Photoshop ver.CS3 (.psd)
- Corel Photo-Paint ver.13 / ver.X3 (.cpt)
- Targa Bitmap (.tga)
- Tagged Image File Format (.tiff)
- Windows Bitmap (.bmp)
- CompuServe Bitmap (.gif)

Embroidery File Types:

- Tajima Stitch File (.dst) *pref*
- Wilcom EMB File (.emb) *pref*
- Pulse Embroidery File (.pxf)
- Tajima TBF File (.tbf)
- Barudan Stitch File (.dsb)
- Melco Expanded File (.exp)



To request a quote,
please visit
emblemtek.com/quote



To request literature and samples,
please visit
emblemtek.com/samples



tel: 800 267 9385
info@emblemtek.com

For complete product details, please visit
emblemtek.com/tekspec/

Be identified. Be recognized!

Emblemtek is pleased to offer you service in English or French, Canada's official languages. This literature is available in French.
Emblemtek est fière de vous offrir un service en anglais ou en français, langues officielles du Canada. Cette documentation est disponible en français.

It is the responsibility of the purchaser to be aware of Emblemtek's policies in full. All logo designs herein are registered by their respective companies. The details within this document are offered for informational purposes only, and are subject to change without notice. Emblemtek declines all responsibility and liability for any errors or omissions that may exist.

Madeira Polyneon™ is a trademark of Madeira KG.
Teflon® is a registered trademark of E. I. du Pont de Nemours
Velcro® is a registered trademark of Velcro Industries B.V.
ExtremeBlanks® and TekSpec® are registered trademarks of Emblemtek Solutions Group Inc.

Copyright © 2023 Emblemtek Solutions Group Inc. rev. 2023-02

